



Welcome to

Waterbeach Community Primary School

<https://www.waterbeachschool.cambs.sch.uk/>

Welcome



Neil Lloyd
Headteacher



Nicole Brace
Assistant Headteacher



Natalie Rogers
Assistant Headteacher



Our School Ethos



Our school encourages each child to grow into a happy, confident individual, thriving in a supportive community where each is inspired to learn and discover through a kaleidoscope of opportunities, with space to imagine and to create.

“Learning, Laughter and Friendship”

These three values are at the heart of everything that happens at our school.



Each child will:

- Be inspired to learn, explore and discover
- Be encouraged to develop a growth mindset
- Develop the skills needed for their life ahead, “standing tall” in the world around them
- Be happy, healthy, resilient and a confident communicator
- Belong to and contribute to our caring school community



Meet the staff team

Caroline Rutherford
Pastoral Support Officer



Debbie Mills
Leopard Class Teacher and
EYFS Team Leader





Meet the staff team

Jane Fowler
Tiger Class Teacher



Francesca Barham
Panther Class Teacher
3 days



Mrs Bienzobas
Panther Class Teacher
2 days





Wider School Community

The Governing Body



Wider School Community

PTA

Parent, Teacher
Association

WATERBEACH PTA

WHY NOT JOIN US?

SUPPORT YOUR CHILD

SHARE IDEAS

COMMUNITY

VOLUNTEER

CONNECT WITH OTHER PARENTS

MAKE A DIFFERENCE

£10,000 RAISED ANNUALLY

We are always open to new members and we welcome volunteers to help with our events.

Get in touch to find out more!

Join our WhatsApp announcements page to keep up to date with events.



or send us an email:

WATERBEACHPTA@GMAIL.COM


You can also support us at no additional cost through easyfundraising



What is in your School Information pack?



- Welcome to Tigers/Leopards/Panthers sheet
- Induction timetable
- Foundation Stage Brochure
- Our Forest guide for parents and carers
- Inclusion letter
- First Aid Guidance
- Nut aware school information
- Term dates
- Uniform information leaflet to order uniform online
- Pupil Premium leaflet
- A message from the PTA
- Leaflets for before and after school care
- Parents code of conduct
- Medical Diet Menus – a Guide for Parents, Guardians & Carers
- Seeaw consent letter





Induction Timetable






Foundation Stage Induction Timetable 2026

	MONDAY	TUESDAY	WEDNESDAY	THURSDAY	FRIDAY
1	31 st August	1 st September	2 nd September	3 rd September	4 th September
		Staff Training Day	Staff Training Day	Home visits for children	Home visits for children
2	7 th September	8 th September	9 th September	10 th September	11 th September
	Home visits for children (am – 10.30am)	8.45am – 11.30pm Group 1	8.45am – 11.30pm Group 2	8.45am – 11.30am All Children	8.45am – 11.30am All Children
	Stay and Play Sessions for children and parents/carers (am and pm)			Stay for Lunch 11.30am – 1.00pm Group 1	Stay for Lunch 11.30am – 1.00pm Group 2
		12.30pm – 3.15pm Group 2	12.30pm – 3.15pm Group 1		
3	14 th September	15 th September	16 th September	17 th September	18 th September
	All Children - Full time 8.45am-3.15pm				

Summer Transition to School Programme



Please return your Induction Programme Attendance reply slip

<p>Monday 6th July</p> 	<p>Pre-School Story Time 2.15-2.45pm</p> <p>Each Class Teacher will read stories and sing songs with children who will be in their class in September.</p>	<p>At school in the Foundation Stage Classrooms. For children (And parents/carers if your child needs your support).</p> <p>There will also be an opportunity for parents/carers to have teas/coffees, biscuits and a chat during this time, hosted by the school's PTA.</p>	<p>school</p> <p>An opportunity for your child to familiarise themselves with the school environment and get to know the staff and some of the children who they will be spending the next year with.</p> <p><i>You will be able to enter school via the gate next to the children's centre and then enter each classroom through your child's class cloakroom for September. (There will be signs!)</i></p>
<p>July</p>			
<p>Tuesday 14th July</p> <p>10.30 – 11.30</p> 	<p>Activity Session – Come & Play</p> <p>Come to explore and play with your child in our Early Years classrooms and garden.</p>	<p>At school For children and parents – we ask that parents/carers join their children for this session so that you can support them in their play and get to know the school environment too.</p>	<p>An opportunity for you and your child to become familiar with the new school environment and to meet the staff.</p> <p>Unfortunately, we can only accommodate 1 adult with each child.</p>
<p>Tuesday 14th July</p> <p>11.30– 12.15</p> 	<p>Come for lunch</p> <p>Children are invited to lunch. Your child can choose to try a school lunch or to bring their own packed lunch.</p>	<p>At school For children and parents – we ask that you must stay with your child whilst they have lunch. <i>(Due to how busy lunchtime is at school, we would appreciate if siblings didn't accompany you to these sessions)</i></p>	<p>An opportunity for your child to experience having lunch in our school hall.</p> <p>Unfortunately, we can only accommodate 1 adult with each child.</p>



Tonight you will need to sign up for:

Home visits

Pick a time on your child's class sign up sheet.

These are great opportunity for you and your child to meet their teacher before starting school, share information about your child and give you a chance to ask any questions you may have.



Stay and Play

This is an opportunity for you to join your child exploring their new classroom together. We are running these on Monday 7th September. Please sign up for a specific time slot. Unfortunately, we can only accommodate one adult with each child.





Early Years Foundation Stage

During your child's first year of school, we follow the Early Years Foundation Stage Framework and at the end of the year, children are assessed against a set of Early Learning Goals.

The areas of learning and development are delivered through a wide range of engaging lessons and planned play-based activities in our indoor and outdoor environments as well as through child-initiated activities and play in our 'continuous provision'.

The ethos of the Early Years at Waterbeach School is that play underpins all aspects of children's development and the well being of children is at the heart of everything we do.









Information about our EYFS curriculum can be found via the curriculum tab on our website.

<https://www.waterbeach.cambs.sch.uk/>

Foundation Stage at Waterbeach School



Foundation Stage at Waterbeach School





The school day

- Doors open 8.40am
- Registration opens at 8.45am and doors close at 8.50am
- Morning Activities (There will be 2 whole class sessions in a morning, some group activities and lots of 'busy learning')
- Lunch hour
- Afternoon Activities (There will be 2 whole class sessions in an afternoon, some group activities and lots of 'busy learning')
- End of the day 3.15pm


We will be including PE, time in our forest and woodwork in our timetable once the children are settled.














Reading and Writing

To support children to learn to read and write, we teach daily phonics sessions. We follow a government validated scheme called Little Wandle Letters and Sounds.



Grapheme mat					Phases 2 and 3			
								
s	t	p	n	m	d	g	c	r
ss	tt	pp	nn	mm	dd	gg	ck	rr
							cc	

Here is a link to information for parents/carers on the Little Wandle website -
[For parents - Letters and Sounds \(littlewandlelettersandsounds.org.uk\)](http://littlewandlelettersandsounds.org.uk)

Little Wandle website



Phase 2 sounds taught in
Reception Autumn 1



Phase 2 sounds taught in
Reception Autumn 2



Phase 3 sounds taught in
Reception Spring 1

Videos of sounds taught in reception

We're teaching
every child to
read with



Little Wandle
**LETTERS AND
SOUNDS**

REVISED

TM

A complete SSP validated by
the Department for Education



1, 2, 3, 4, 5, Once I Caught a
Fish Alive



A Sailor Went to Sea



Baa, Baa, Black Sheep



Down at the Station

Videos of nursery rhymes

For parents - Letters and Sounds (littlewandlelettersandsounds.org.uk)





NCETM
NATIONAL CENTRE FOR EXCELLENCE
IN THE TEACHING OF MATHEMATICS



Maths

At Waterbeach we use the NCETM Mastering Number programme to give children a strong start in maths. This approach focuses on helping children develop a deep understanding of numbers from the beginning.



Maths

Our Maths sessions are short, practical, engaging and discussion-based.

We explore numbers using objects, pictures and real-life contexts so we really understand what numbers mean not just how to say or write them.



Our Behaviour Policy

- Our School Golden Rules



We are a Therapeutic Thinking School

Promoting valued behaviours.

- Golden token rewards
- Star of the week award
- Wow Moments
- Headteacher certificates

Managing detrimental behaviours - Adult exploration of reasons for behaviours (talking to child and consideration of background/context).

Restorative work if the behaviour is persistent. Working with parents to support children.

Wellbeing at Waterbeach

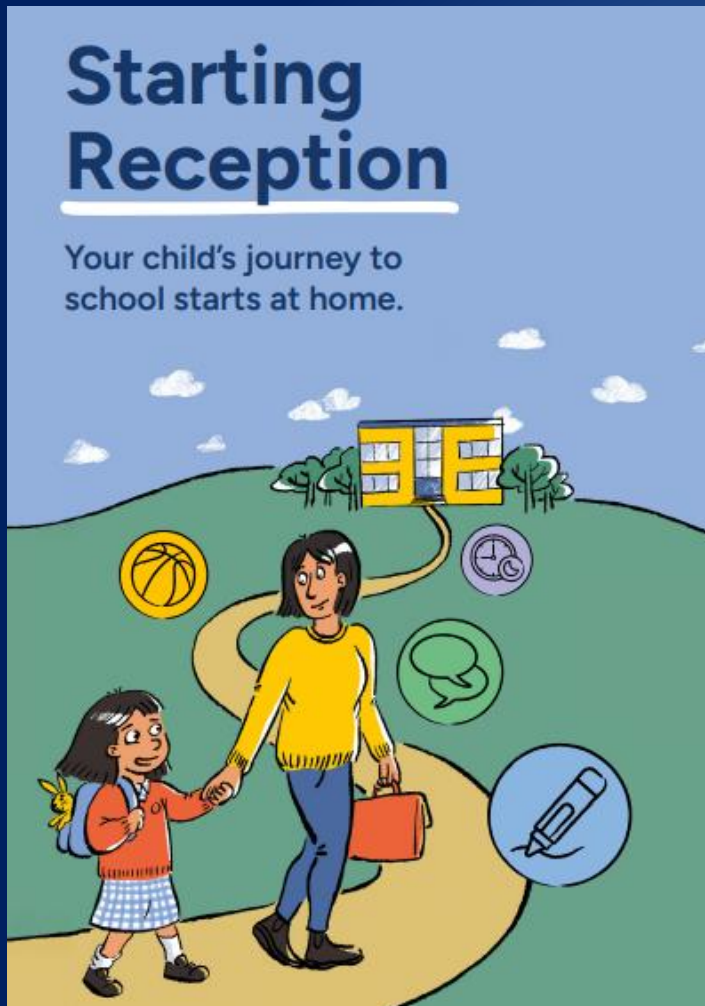


- OPAL
- Nurture Group



- ELSA (Emotional Literacy Support Assistant)
- Working alongside external trained professionals
- Bright Starts Crew

Starting Reception



‘We understand that all children develop at their own pace, and that we’re all learning from birth. When it’s time to start school, some children will need more help than others.

There are key skills that schools expect children to be learning before their first day. Practising these will make your child’s journey to Reception as positive as possible.

There’s lots you can do at home to build your child’s confidence and independence, helping them feel emotionally and practically prepared to start school’

<https://startingreception.co.uk/>

Starting Reception



‘New skills take time to learn. Practising at home will help your child move into school more easily and with confidence’.

BEST START IN LIFE Cambridgeshire County Council
early years childcare and school readiness service

Starting Reception

Your child's journey to school starts at home.

startingreception.co.uk

Introduction

We understand that all children develop at their own pace, and that we're all learning from birth. When it's time to start school, some children will need more help than others.

There are key skills* that schools expect children to be learning before their first day. Practising these will make your child's journey to Reception as positive as possible.

If your child is already at nursery, in pre-school, or with a childminder, those professionals will work with you and your child to help get them ready.

There's lots you can do at home to build your child's confidence and independence, helping them feel emotionally and practically prepared to start school.

*We are calling this document the 'Starting Reception' definition. Some people/organisations refer to this as 'school readiness'.

How can I help my child get ready?

Your child will have lots of new activities and routines to get used to when they start school. There are some things they'll need to do more independently than they might have before.

Research shows that a child's relationship with their parents is the most important factor in their development, and there's a lot you can do at home.

When your child is at home with you or another caregiver, you can practise as a family with fun activities (we've included links at the end of this resource).

Some of these skills take time to master, so it's good to introduce them gradually in your daily routine.

An illustration of a woman in a yellow sweater and blue trousers walking hand-in-hand with a young girl in a school uniform. They are walking on a path towards a school building. Various icons representing skills like a ball, a speech bubble, a pencil, and a clock are scattered around them.

- Growing Independence
- Building relationships and communicating
- Physical development
- Healthy routines

How to help your child



You can help your child practice a number of key skills that will really help them when they start school:

- Manage toilet routine independently
- Wash and dry their hands (without needing adult reminders)
- Put on and attempt/try to fasten their own coat
- Put shoes on the correct feet (using a sticker cut in half can help with this)
- Dress and undress into PE kit
- Use a knife and fork to cut food and eat food
- Listen to and follow simple instructions
- Wait their turn for things
- Tidy up and put things away when they have finished with them
- Hold a pencil comfortably to draw
- Answer people correctly using 'please' and 'thank you' when appropriate





Ready, Steady, Reception!

This year, we are taking part in Cambridgeshire's – Ready, Steady, Reception! Project.



Ready, Steady, Reception!



50 things to do **five** before you've

BEST START IN LIFE

The seven exciting activities

- #10 Sharing Books.
- #16 Just Outside Your Door.
- #19 Growing Little People, Plants and Things.
- #20 Mini Artists.
- #36 Ready Steady Blow.
- #37 Postie.
- #45 Wonderful Waiting Games.





Ready, Steady, Reception!

#37 Postie

Giving meaning to marks is extremely powerful because it shows children that they are communicating. At a time when they may not often see adults writing for a real purpose, this activity helps them understand that marks can carry meaning and that there is an important reason for writing and mark making.

Ways to try:

- Encourage your child to make a letter for their new school about themselves, their summer, or any questions they have.
- They will be mark making rather than writing words, so ask them to explain what their marks say and you could write their message underneath for them.
- Use the envelope provided and travel to the school to post the letter. You can extend this by making letters or notes for family and friends.
- Encourage them to have a go and celebrate their efforts.
- For this activity, avoid teaching letter formation or changing their grip, so the focus stays on confidence and communication.
- Try modelling everyday writing on paper instead of a phone, such as a shopping list or note, and let your child watch to see that writing has a purpose.



Scan the QR code to explore resources that focus on supporting communication and language development.



How it supports a confident start to school:

- This activity helps children see that their marks have meaning.
- Watching adults write shows them that writing is useful.
- Having a go builds confidence, while posting a letter encourages independence and a positive link with their new school.






'All About Me' book

We would like for you to create an 'All About Me' book over the Summer with your child to share with their teacher and children in their class in September.



- My name
- My Birthday
To include photo(s) of your child as a baby and on one or more previous birthdays
- My Family
To include a photo(s) of family members who are important to your child
- My pets
- My friends
- My favourite toys and books
- My special events
To include a photo(s) of your child enjoying a celebration with family e.g. Diwali, Christmas, Easter, Chinese New Year
- My holidays and the countries or places I have visited
- My summer holiday:
To include photos and pictures of 'Ready, Steady, Reception!' activities:
 - # Sharing Books
 - # Just Outside Your Door
 - # Growing Little People, Plants and Things
 - # Mini Artists
 - # Ready Steady Blow
 - # Postie
 - # Wonderful Waiting Games

Resources for children....



Alphablocks

<https://www.bbc.co.uk/cbeebies/shows/alphablocks>

Numberblocks

<https://www.bbc.co.uk/cbeebies/shows/numberblocks>



What will your child need for school?



Labelled school uniform



Water bottle



Book bag



Wellies



P.E. kit and bag



A completed 'All About Me' book



Please ensure everything is labelled with your child's name

Handy tips

Add a key ring to your child's book bag



Bottle buddy or similar



Label everything...even shoes!



Don't buy lace up shoes unless your child can fasten them themselves!

Final pieces of advice...

- Keep the experience positive for your child (even though you may be finding it hard yourself – don't show it to your child!)

- Get excited about the small things. These things are very important to your child:
 - Shopping for uniform
 - Buying new shoes
 - Book bags
 - Water bottles
 - Ready, Steady, Reception! activities
 - All About me books
 - Name labels



Checklist to ensure your child is ready for school:

To do this evening:

- Sign up for a home visit
- Sign up for a stay and play session
- Return Transition activities reply slip

To do in the coming weeks (if not completed already):

- Complete online registration form
- Share birth certificate and proof of address with the office
- Read the Induction timetable to become familiar with the dates and times your child is in school
- Order uniform online (Order by 1st August)
- Lunchtime form (Return by the end of term)
- Seesaw form (Return by the end of term)

To be collected at home visits:

- Completed 'All About Me' book



Thank you for joining us for this presentation and once
again welcome to

Waterbeach Community Primary School.

Please now join us in the classrooms.

If you have any further questions, please email the school at
office@waterbeach.cambs.sch.uk

<https://www.waterbeachschool.cambs.sch.uk/>