



The Collins Hub Big Cat eBook Library User Guide for Parents

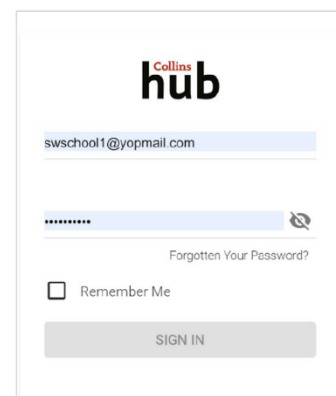
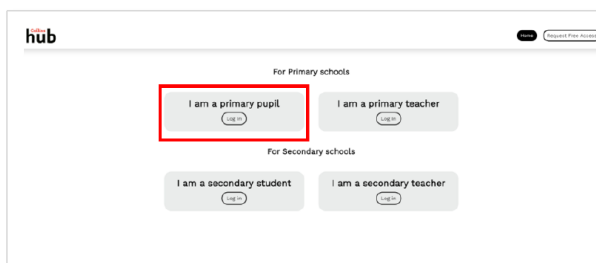
Welcome to the [Collins Hub](#). This guide will run through how to use the Big Cat eBook Library.

Each week your child reads a book at school with their teachers. Once they have read the text 3 times, it will be available in their online library so that they can share this book with you at home. It is expected that they read to you frequently throughout the week. Your child also chooses a book from our School Library once a week. This has been chosen as a book to share with you. It is likely to be a book they are really interested in but not necessarily ready to read. This is okay! It gives you a chance to read to your child and share your love of books together.

Logging in

Your **child has been provided with a login label containing a username and password**. To access their eBook library please follow these instructions:

From the [log in](#) page select **I am a primary pupil**.

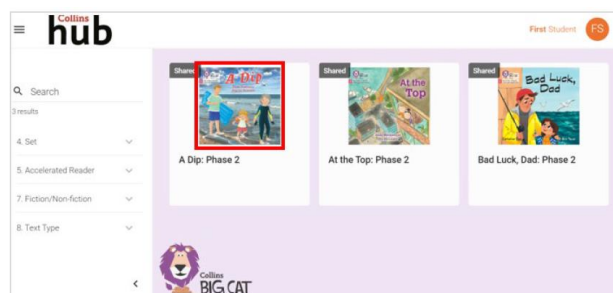


When prompted, enter the user details, and press the **Log In** button:

If your child forgets their password, you will need to contact your child’s class teacher

Reading the eBooks

Once you have logged in you will see the **Library** screen, which contains the **Big Cat eBooks** assigned to your child by their teacher. To open a book, **click on the cover**.

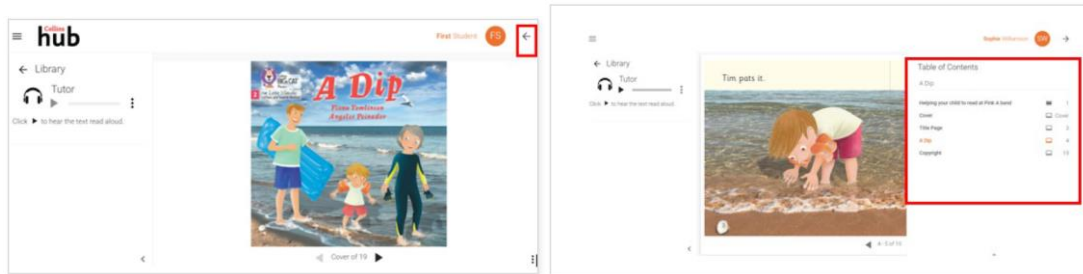


This will display the cover page of the eBook and, on most screens, the **left panel** will open automatically. This is where you can play the accompanying audio (1), which is available for all Key Stage 1 titles. You can hide this panel by clicking the **small arrow** (2) at the bottom of the screen.





To show the **table of contents** for the eBook, click the **arrow in the top right corner**. This will provide you with the chapter titles and enable you to jump to specific parts of the book. Clicking the arrow again will hide it.



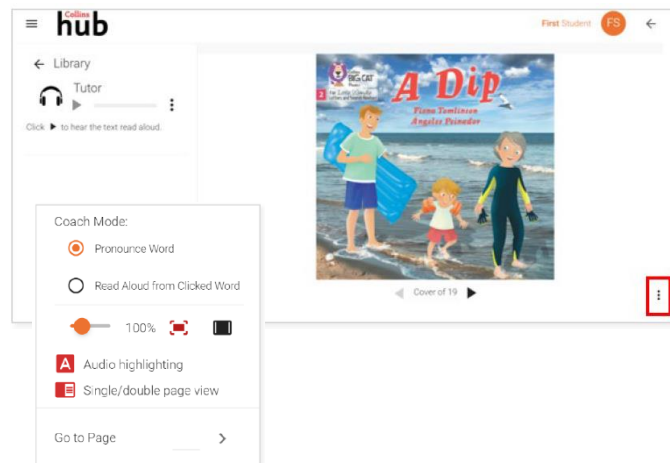
The **Library** button will take you back to the main library page.



If you click the **three dots** in the **bottom right corner**, it will bring up the menu for **Coach Mode**.

Coach mode enables you to:

- Listen to the words.
- Change the size of the page (zoom in and out).
- Jump to/select a specific page.
- Change the layout of the book on screen.



Privacy Policy, GDPR and Data Processing Agreement

You can find our Privacy Policy and GDPR information [here](#).

You can find information on creating accounts for your colleagues via our [Help and Support](#) page. This also includes access to our **Data Processing Agreement**, which is required before you add your staff data to the Collins Hub

Frequently Asked Questions (FAQs)

You will find our **FAQs** along with other useful information via our [Help and Support](#) page.

