



# Primary Assessment at Key Stage 1

# What assessment looks like in KS1

As teachers we are constantly assessing children.

- ▶ Marking
- ▶ Observing
- ▶ Questioning

Testing is also used regularly to check how children are progressing towards age-related targets and to inform us, as teachers, where the gaps and next steps in learning are.

This is an ongoing process which all teachers, regardless of year group, will carry out.

# End of Key Stage assessment

- ▶ Year 2 is the end of a Key Stage.
- ▶ At the end of the Key Stage children are more formally assessed through Standard Assessment Tests (SATs).
- ▶ These results are reported to the Local Authority.

# Statutory Assessment Tests at KS1

## **English reading test consisting of 2 papers:**

- ▶ 1 with text and questions combined.
- ▶ 1 more challenging text with the questions in a separate booklet.
- ▶ English grammar and punctuation test and a spelling test which is optional

## **Maths test consisting of 2 papers:**

- ▶ 1 with arithmetic questions
- ▶ 1 with reasoning questions.

## **Writing is not 'tested'.**

- ▶ The children complete moderated pieces of work throughout the year, until June.

# Statutory Assessment Tests at KS1

- ▶ All children sit **all** papers unless due to a special educational need they are not able to carry out the test.
- ▶ All the tests are written and provided the children can access the easiest questions within the test they will sit it.
- ▶ They are not allowed to use mathematical equipment such as tens and ones sticks and hundred squares in the maths tests.
- ▶ If the school decide that the test is not suitable for a child to sit due to special educational needs, parents will be informed in writing and the school governing body will be informed of the decision.

# Taking the tests

- ▶ All of the end of Key Stage assessments tests will take place during May.
- ▶ The children will work whenever possible in a small group setting within a familiar environment such as the Year 2 classrooms.
- ▶ Children who find reading more difficult will be allowed a reader in the maths papers.
- ▶ Some children may work 1:1 with a Teaching Assistant during the tests if we feel that would be beneficial for them.

# Taking the tests

- ▶ We keep the tests as low-key as possible with the children.
- ▶ The children become used to the format of the tests throughout the year, so much so, that during the official SATs assessments they often don't realise they've completed them.
- ▶ We do not tell them they are sitting SATs so they just see it as another assessment.

On Thursday, when her mother said, "Molly, tidy up!", Molly carried on dancing, making a massive mess of her bedroom.

And when Molly went for tea, she ate it super fast and raced back to her bedroom.

Molly imagined Octopus would be very busy today because she'd left a huge mess.

But she had a surprise... there wasn't an octopus: it was her mother!

So on Friday, when her mother said, "Molly, tidy up!", she did.



5 Why was Molly always too busy to tidy up?

---

6 Where did Molly look for the octopus?

Write down **one** place.

---

8 Why did Molly rush to finish her tea?

Tick **one**.

She wanted to carry on playing.

☐

She wanted to tidy her room.

☐

She wanted to see the octopus.

☐

She wanted to carry on dancing.

☐

9 Draw **three** lines to show where Molly was playing on each day.

Monday



garden



Tuesday



living room



Wednesday



bedroom



# English Reading Paper 1





Games From  
Around the World

Cobweb Morning

A New Home

# Reading Booklet

2018 key stage 1 English reading booklet

Sourced from SATs-Papers.co.uk <https://www.SATs-Papers.co.uk>

2 Find and **copy two** things that could be hidden in *Pilolo*.

1. \_\_\_\_\_

2. \_\_\_\_\_

4 What do the words *Oonch Neech* mean?

\_\_\_\_\_

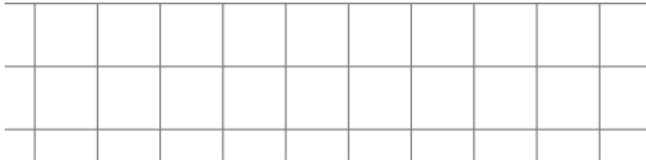
7 Put ticks in the table to show which sentences are **true** and which are **false**.

Sentence	True	False
In <i>Pilolo</i> , players try to find hidden items.		
In <i>Statues</i> , one child shouts, 'freeze'.		
In <i>Oonch Neech</i> , players must stand very still.		
<i>Kangaroo Skippyroo</i> is a game all about luck.		

# English Reading Paper 2

$$22 + 22 = \boxed{\phantom{000}}$$

$$64 - 11 = \boxed{\phantom{000}}$$



$$10 \times 10 = \boxed{\phantom{000}}$$


$$\frac{1}{2} \text{ of } 90 = \boxed{\phantom{000}}$$

$$\boxed{\phantom{000}} + 8 = 12$$

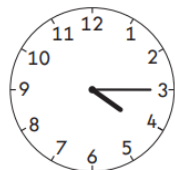
$$14 \div 2 = \boxed{\phantom{000}}$$

# Maths Paper 1


17 Match each clock to the time it shows.



twenty-five past four

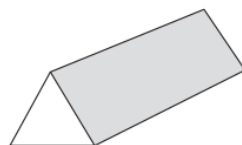


quarter to four




quarter past four

16 Here is a prism.



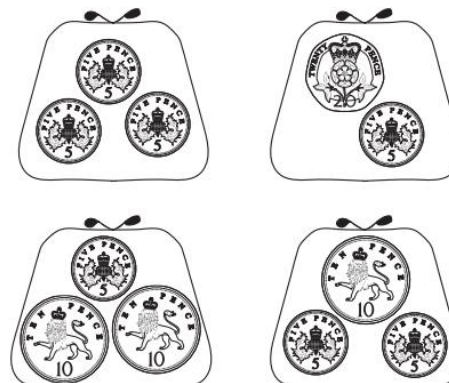
Tick **all** the shapes that are faces on this prism.



15 Amy has 50p.

She buys a pencil for 30p.

Tick the purse that shows how much money Amy has **left**.



11 Complete the number sentences.

One is done for you.

$$\frac{1}{2} \text{ of } \boxed{8} = 4$$

$$\frac{1}{2} \text{ of } \boxed{\phantom{00}} = 3$$

# Maths Paper 2

# Scaled scores

- ▶ When the children have completed the test, they will be marked within school by teachers here.
- ▶ The children will achieve a 'raw score'.
- ▶ The raw scores the children achieve in the tests will be converted to the scaled score.
- ▶ The outcomes of the test (whether children are working at expected level) will be worked out using the scaled score.
- ▶ Children achieving a scaled score of 100 are working at the expected level for the end of the key stage.
- ▶ At the beginning of June, the government will produce the scaled scores.

# How will the children be graded?

- ▶ For English reading, writing and mathematics there are 3 standards:
  - ▶ working towards the expected standard
  - ▶ working at the expected standard
  - ▶ working at greater depth within the expected standard.
- ▶ For science, there are 2 standards:
  - ▶ working below the expected standard
  - ▶ working at the expected standard

# Teacher Assessment

- ▶ The tests are only part of the end of key stage assessment and are used to inform our teacher assessments.
- ▶ The test outcomes form one piece of strong evidence of independent work that a teacher must use when making their final teacher assessment judgement.
- ▶ Teachers will, in addition to the tests, use examples of children's work and our own knowledge.

Some children  
will be working  
below the level  
of the key  
stage  
standards.

- ▶ Some children are working below the level of the Year Two National Curriculum.
- ▶ Pre-Key Stage Standards will be used to assess your child if required.

# Key dates

- ▶ KS1 tests must be taken in May 2023.
- ▶ The scaled scores will be released by the government at the beginning of June.
- ▶ The end of June is the school's deadline for submitting KS1 teacher assessments to the Local Authority.
- ▶ Parents will be informed of their child's teacher assessment by the end of the Summer Term.



## How can you help?

- ▶ Make sure your child has a good night's sleep, a good breakfast and good attendance at school.
- ▶ We include details of our learning for the following week on the emailed Weekly Newsletter. Talk to your child about what they have learnt each week. You could practise these learning activities at home with your child at home.
- ▶ **Useful resources can be found on the [Year 2 page](#) of the school website.**

# How can you help?

## Reading

- ▶ Focus on developing an enjoyment and love of reading. Enjoy stories together.
- ▶ Read with your child little and often and talk about the books they are reading.
- ▶ The reading papers are as much about **comprehension** as **decoding** so your child needs lots of practise answering questions about what they have read, particularly using the text to answer questions rather than the picture.
- ▶ The **VIPERS questions** printed in the reading diary are the types of questions your child will be presented with. Use these question starters to create your own questions for your child.
- ▶ Look up definitions of words.
- ▶ You may wish to purchase practise books.
  - ▶ KS1 Maths and English Practice Papers
  - ▶ KS1 Reading 10 minute Practice
  - ▶ KS1 Maths 10 minute Practice

# How can you help?

## Writing

- ▶ Give them opportunities to practise their writing. Some ideas include:
  - ▶ keeping a diary / scrap book about what they do over the holidays which they can add written descriptions to.
  - ▶ Letters to family and friends
  - ▶ Shopping lists
  - ▶ Notes or reminders
  - ▶ Stories
  - ▶ Poems
- ▶ Write together
- ▶ Go back over the tricky words in the reading diary and copies sent home. Can your child still read and spell them?

Year 1 tricky words

Year 2 tricky words

- ▶ Remember good readers become good writers! Identify good writing features when reading, including vocabulary, sentence structure and punctuation.
- ▶ Apply the Year 2 spelling rules to games.

# How can you help?

## Maths

- ▶ Practise your child's number bonds to 10 and 20 and counting forwards and backwards from 0 to 100.
- ▶ Know the 2x, 5x and 10x tables ( $1 \times 2 = 2$ ,  $2 \times 2 = 4$  etc) as well as counting in multiples (2,4,6,8,10 etc).
- ▶ Help them learn to tell the time and encourage opportunities for this on an **analogue clock**. This is an abstract concept that is best practised little and often.
- ▶ Look for examples of 2D and 3D shapes around you.
- ▶ Identify, weigh or measure quantities and amounts, perhaps in recipes.
- ▶ Play games involving numbers such as dominoes and card games.
- ▶ You may wish to purchase practise books.
  - ▶ [KS1 Maths and English Practice Papers](#)
  - ▶ [KS1 Maths 10 minute Practice](#)

# Questions

- ▶ Does anyone have any questions?



# Thank you for coming.

- ▶ Please we remember, if you suddenly think of a question or have any concerns, please email and we will try our best to find an answer for you.
- ▶ Please spend some time looking through the past papers if you would like to.