


Summer Challenges 2022

For children who will be Year 2 in September








Polar Bears – Mrs Tong



Penguins – Miss Gregory

Here is a range of challenges to be completed during the summer holidays, please record these on **Tapestry**.

<p>Make your own music Make drums with sticks. Fill bottles with water and see how the sounds change.</p> 	<p>Make your own puzzle using a picture or photograph. Decide how many pieces to cut it into, cut carefully then have a go at putting it all back together again. You could then pass it to someone else to reconstruct. Ask your grown up before cutting and for any help.</p>	<p>READ READ READ Read to a teddy or pet. Read in a pillow fort. Read magazines, signs, fiction and non-fiction books.</p>  <p>Complete the summer reading challenge at the local library. Join in with 'The Gadgeteers' as you read over the summer. You can read more about the reading challenge here.</p> <p>Read the Year 1 Common Exception Words and have a go at reading the Year 2 Common Exception Words. You could play games with these cards such as placing them around your house and using these words as the password to pass to the next room, a game of snap or hide and seek.</p> <p>KEEP READING 😊</p>	
<p>Numbers! Pick a number less than 100. Make a poster to show everything you know about it. e.g. adding, subtracting, the number of tens and ones, which times table it is in.</p> <p>Practise counting in 2's 5's and 10's perhaps counting up when going up the stairs and counting down when coming down the stairs.</p> <p>Practise writing your numbers as words from zero to twenty.</p>	<p>Find out some facts about your family and make a mini-book or poster.</p> <p>You could write a letter or postcard about your holidays and send it to school!</p> 	<p>Have fun exploring nature. Create some wild art – can you paint using leaves or press some wildflowers? Go on a nature trail – note down the different things which you see! Keep a nature diary – with pen or paper or photographs. Climb a hill...then roll down it. Wear a wild crown. There are lots more ideas on the National Trust website.</p> 	
 <p>Follow a set of instructions to make something. This could be a Lego model, a recipe or anything of your choosing.</p>	<p>Make a picture or a model of your class animal.</p>	<p>Draw a map Get out and about or stay inside. Draw a plan of your surroundings or a map of your route somewhere close by such as the park.</p>	<p>Nature scavenger hunt Find something in nature for as many letters of the alphabet as you can or just to spell your name! Place the objects in order. You could write a list, draw or take pictures of what you have done.</p>